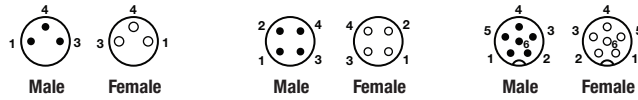


**Bulkhead Connectors | M8 - Panel Feed-Through Connectors**

- Male/ Female M8 to open lead
- Solder versions
- PCB versions
- 3, 4, 6 pole Connectors
- Custom cable length available
- Brass Housing
- IP67 Rating
- A-Coding

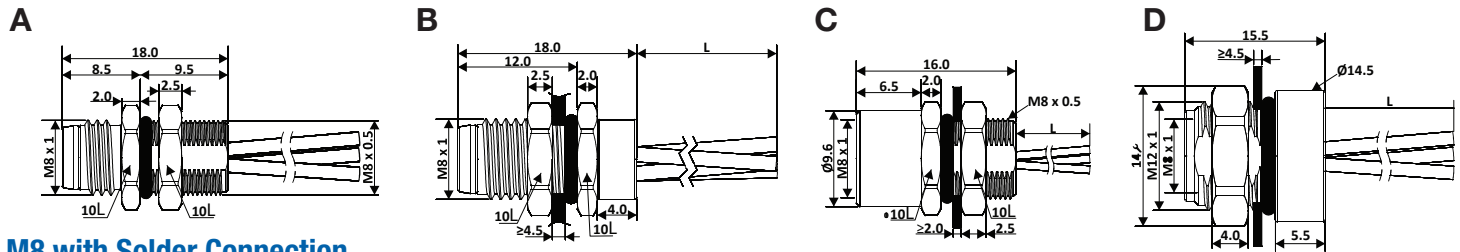


**M8 with Assembled Wires (500mm length)**



Wire Type	Mounting	Male/ Female	Panel Thread	3 Pole Cat No.	4 Pole Cat No.	6 Pole Cat No.	Drawing No.
PVC	Front	Male	M08X0.5 mm	ALBKM08-FM8BR3-P5	ALBKM08-FM8BR4-P5	ALBKM08-FM8BR6-P5	<b>A</b>
		Female	M08X0.5 mm	ALBKF08-FM8BR3-P5	ALBKF08-FM8BR4-P5	ALBKF08-FM8BR6-P5	<b>B</b>
	Rear	Male	M08X0.5 mm	ALBKM08-RM8BR3-P5	ALBKM08-RM8BR4-P5	ALBKM08-RM8BR6-P5	<b>C</b>
		Female	M12x1mm	ALBKF08-RM12BR3-P5	ALBKF08-RM12BR4-P5	ALBKF08-RM8BR6-P5	<b>D</b>
TPE	Front	Male	M08X0.5 mm	ALBKM08-FM8BR3-T5	ALBKM08-FM8BR4-T5	ALBKM08-FM8BR6-T5	<b>A</b>
		Female	M08X0.5 mm	ALBKF08-FM8BR3-T5	ALBKF08-FM8BR4-T5	ALBKF08-FM8BR6-T5	<b>B</b>
	Rear	Male	M08X0.5 mm	ALBKM08-RM8BR3-T5	ALBKM08-RM8BR4-T5	ALBKM08-RM8BR6-T5	<b>C</b>
		Female	M12x1mm	ALBKF08-RM12BR3-T5	ALBKF08-RM12BR4-T5	ALBKF08-RM8BR6-T5	<b>D</b>

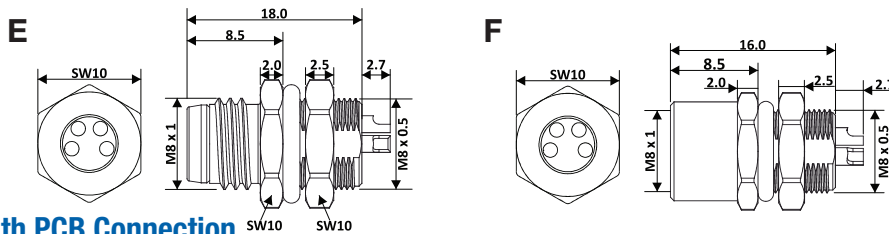
Dimensions (mm) / (to convert to inches multiply by 0.03937)



**M8 with Solder Connection**

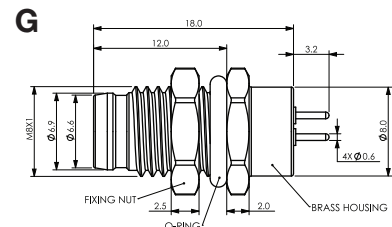
Termination	Mounting	Male/ Female	Panel Thread	3 Pole Cat No.	4 Pole Cat No.	Drawing No.
Solder	Front	Male	M08X0.5 mm	ALBKM08-FM8BR3-SL	ALBKM08-FM8BR4-SL	<b>E</b>
		Female	M08X0.5 mm	ALBKF08-FM8BR3-SL	ALBKF08-FM8BR4-SL	<b>F</b>

Dimensions (mm) / (to convert to inches multiply by 0.03937)



**M8 with PCB Connection**

Termination	Mounting	Male/ Female	Panel Thread	3 Pole Cat No.	4 Pole Cat No.	Drawing No.
PCB	Front	Male	M08X0.5 mm	ALBKM08-RM8BR3-S0	ALBKM08-RM8BR4-S0	<b>G</b>



**Technical Information**

**General Specification**

Operating Voltage	60V/ 30V (3,4 pole)
Current Rating	3A
Insulation Resistance	>=100 MΩ
Temperature Range	-25°C...+75°C
Protection Degree	IP67

**Material Specification**

Housing Material	Brass Ni Plated
Contact	CU-Zn
Contact Plating	Gold Plated
Contact Carrier	Nylon 66
O-Ring	Neoprene

## Overview and Ordering Information

### Molded Sensor & Actuator Cable Assemblies

- Female/ Male Connectors to Open Cable
- Straight and Angled Connectors
- PVC and PUR Cables
- M8 and M12 versions
- 2, 5, 10m standard length
- Custom length available



CB	F	12	-	S	4	4	N	0	-	02	B	PVC
----	---	----	---	---	---	---	---	---	---	----	---	-----

<b>TYPE</b> CB = Cable Assembly	<b>M/F</b> M = Male F = Female	<b>Size</b> 08 = M8 12 = M12	<b>Orientation</b> S = Straight R = Right Angled	<b>No. Wires</b> 3 4 5 8 12	<b>Pins</b> 4 5 8 12	<b>Shielded</b> S = Shielded N = Non Shielded	<b>LEDs</b> 0 2 3	<b>Cable Length</b> 02 = 2m 05 = 5m 10 = 10m -	<b>Cable Color</b> B = Black G = Green U = Blue O = Orange T = Teal Y = Yellow	<b>Cable Type / Cross Section</b> PVC PUR TPE P34 : PVC 22AWG P75 : PVC 18 AWG PTFE
------------------------------------	--------------------------------------	------------------------------------	--	--	----------------------------------	---	----------------------------	--	--	---

### Field-Wired Connectors

- Female/ Male Versions
- M8 and M12 versions
- Straight and Angled Connectors
- M8: 3, 4 pole
- M12: 4, 5, 8 pole
- Screw/ Solder Terminals
- A-Coding



1	2	3	-	4	5	6	7	8	-	9	10	11
CN	F	12	-	S	3	S	P	0	-	B	P	7

<b>TYPE</b> CN = Field-Wired Connector	<b>M/F</b> M = Male F = Female	<b>Size</b> 08 = M08 12 = M12	<b>Orientation</b> S = Straight R = Right Angled	<b>Pins</b> 3 4 5	<b>Connection</b> S = Screw L = Solder	<b>Housing Material</b> P = Plastic (PA66) B = Brass S = Stainless Steel Z = Zin Die Cast	<b>LEDs</b> 0 2 3	<b>Coupling Nut</b> B = Brass P = Plastic	<b>Cable Outlet MOC</b> P = Plastic B = Brass Z = Zinc Casted S = Stainless Steel
---	--------------------------------------	-------------------------------------	--	----------------------------	--	---	----------------------------	---	---

### Bulkhead/ Panel-Mount Connector

- Female/ Male Versions
- M8 and M12 versions
- Front/ Rear Mount connectors
- M8: 3, 4 pole
- M12: 4, 5, 8, 12 pole
- Custom cable length
- A-Coding



1	2	3	-	4	5	6	7	8	-	9	10
ALBK	F	12	-	F	P	B	R	5	-	P	2

<b>TYPE</b> ALBK = Bulkhead/ Panel-Mount Connector	<b>Male/Female</b> M = Male F = Female	<b>Type</b> 08 = M8 12 = M12	<b>Mounting</b> F = Front R = Rear	<b>Thread</b> P = PG9 M = M16 M20 = M20 M8 = M8 M10 = M10	<b>Nut Material</b> B = Brass P = Plastic S = Stainless	<b>Housing Material</b> L = Plastic R = Brass S = Stainless	<b>No. Pins</b> 3 4 5 8 12	<b>Termination</b> P = Pre-Wired S = Solder / Screw / PCB	<b>Cable / Wire Length</b> 0 = No Wire/PCB L = Solder 1 = 100mm 2 = 200mm 3 = 300mm 5 = 500mm
--	--	------------------------------------	--	--	--	--	---	---	---